



ADVANCED ASSESSMENT Practice Rhythms

ADVANCED ASSESSMENT

Practice Rhythms

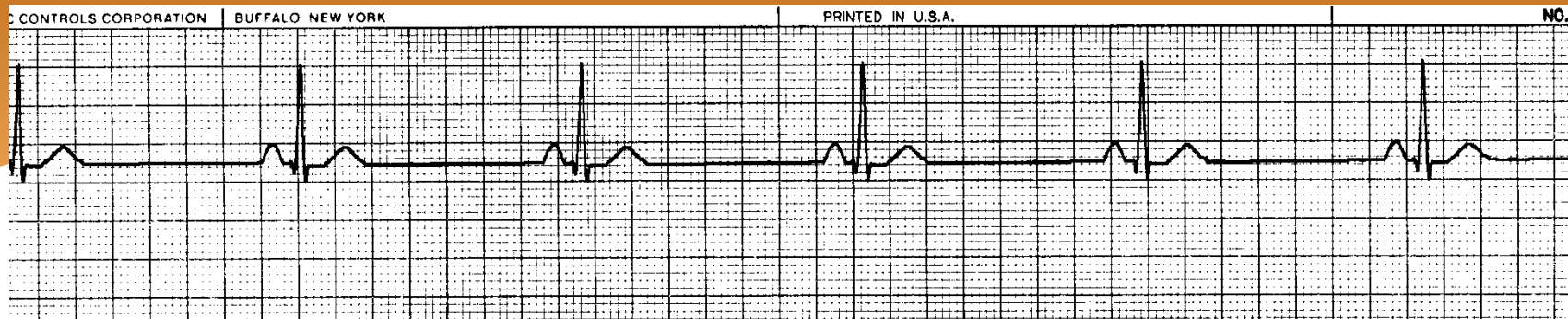
AUTHOR

Rob Theriault EMCA, RCT(Adv.), CCP(F)
Peel Region Base Hospital

REVIEWERS/CONTRIBUTORS

Tim Dodd, AEMCA, ACP
Hamilton Base Hospital

Number 1



NSR

Sinus Bradycardia

Sinus Tachycardia

Sinus Arrhythmia

SVT

PSVT

Junctional Rhythm

Sinus with PACs

Sinus with PJC

Sinus with PVCs

PVCs & Couplets

Sinus Arrest/Pause

Atrial Fibrillation

Atrial Flutter

1st Degree AV Blk

2nd Degree AV Blk II

3rd Degree AV Blk

Idioventricular Rhythm

Ventricular Tachycardia

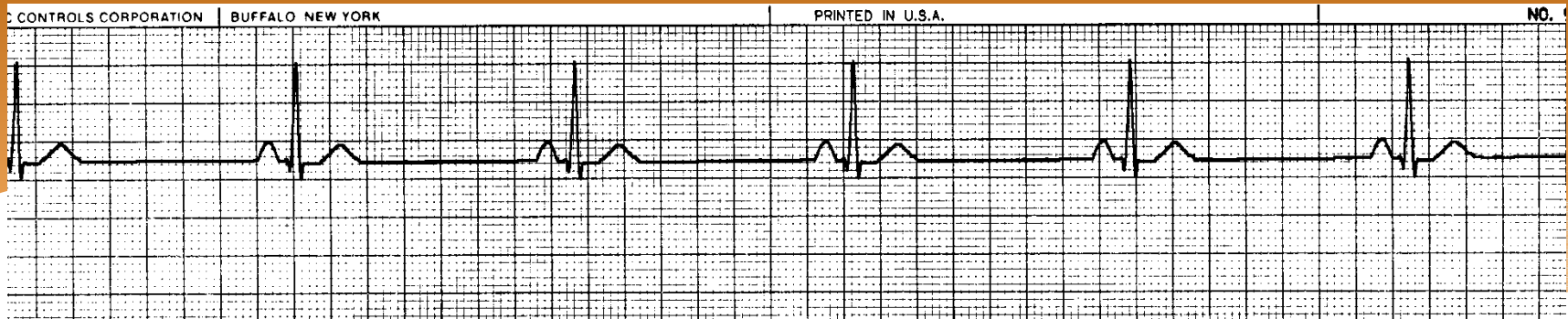
Ventricular Fibrillation

Asystole

PEA

*Click on the
correct answer*

Number 1



NSR

Sinus Bradycardia

Sinus Tachycardia

Sinus Arrhythmia

SVT

PSVT

Junctional Rhythm

Sinus with PACs

Sinus with PJC

Sinus with PVCs

PVCs & Couplets

Sinus Arrest/Pause

Atrial Fibrillation

Atrial Flutter

1st Degree AV Blk

2nd Degree AV Blk II

3rd Degree AV Blk

Idioventricular Rhythm

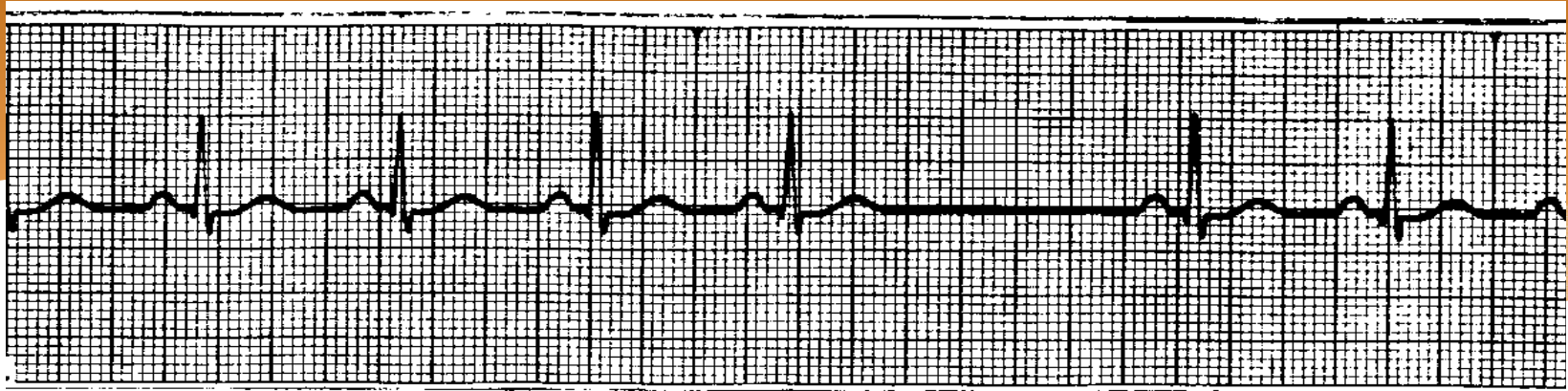
Ventricular Tachycardia

Ventricular Fibrillation

Asystole

PEA

Number 2



NSR

Sinus Bradycardia

Sinus Tachycardia

Sinus Arrhythmia

SVT

PSVT

Junctional Rhythm

Sinus with PACs

Sinus with PJC

Sinus with PVCs

PVCs & Couplets

Sinus Arrest/Pause

Sinus Block

Atrial Flutter

1st Degree AV Blk

2nd Degree AV Blk II

3rd Degree AV Blk

Idioventricular Rhythm

Ventricular Tachycardia

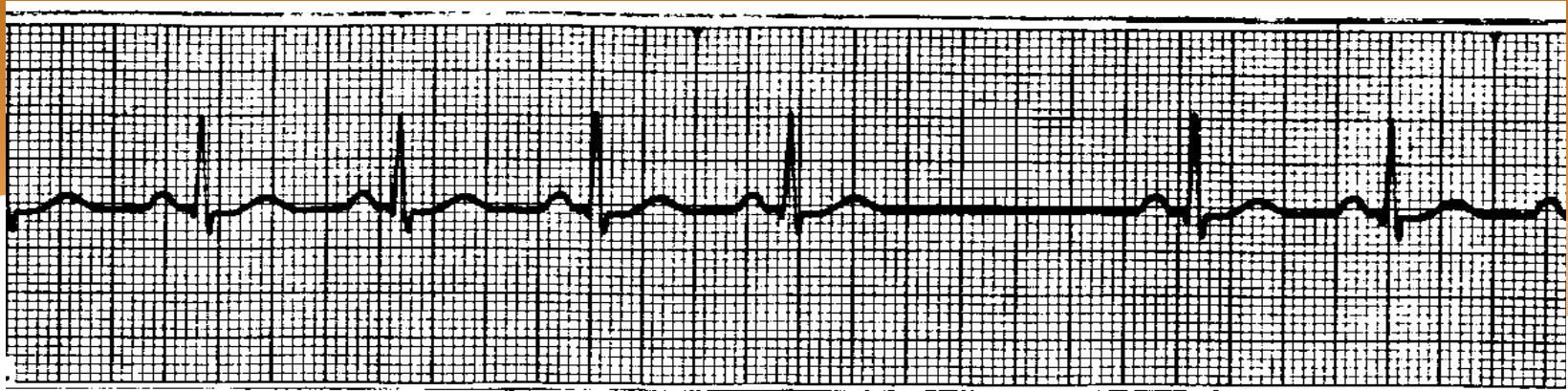
Ventricular Fibrillation

Asystole

PEA

Click on the correct answer

Number 2



NSR

Sinus Bradycardia

Sinus Tachycardia

Sinus Arrhythmia

SVT

PSVT

Junctional Rhythm

Sinus with PACs

Sinus with PJC

Sinus with PVCs

PVCs & Couplets

Sinus Arrest/Pause

Sinus Block

Atrial Flutter

1st Degree AV Blk

2nd Degree AV Blk II

3rd Degree AV Blk

Idioventricular Rhythm

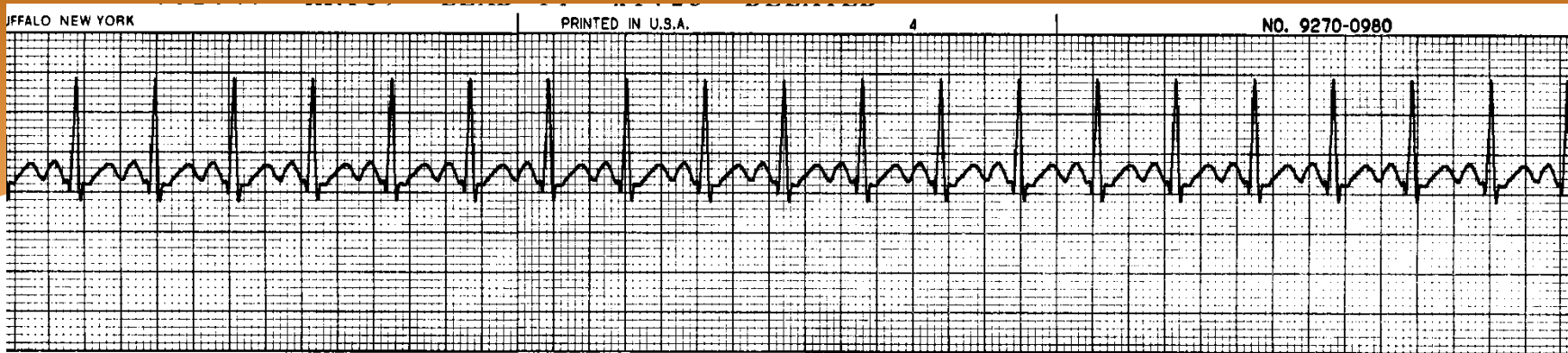
Ventricular Tachycardia

Ventricular Fibrillation

Asystole

PEA

Number 3



NSR

Sinus Bradycardia

Sinus Tachycardia

Sinus Arrhythmia

SVT

PSVT

Junctional Rhythm

Sinus with PACs

Sinus with PJC

Sinus with PVCs

PVCs & Couplets

Sinus Arrest/Pause

Atrial Fibrillation

Atrial Flutter

1st Degree AV Blk

2nd Degree AV Blk II

3rd Degree AV Blk

Idioventricular Rhythm

Ventricular Tachycardia

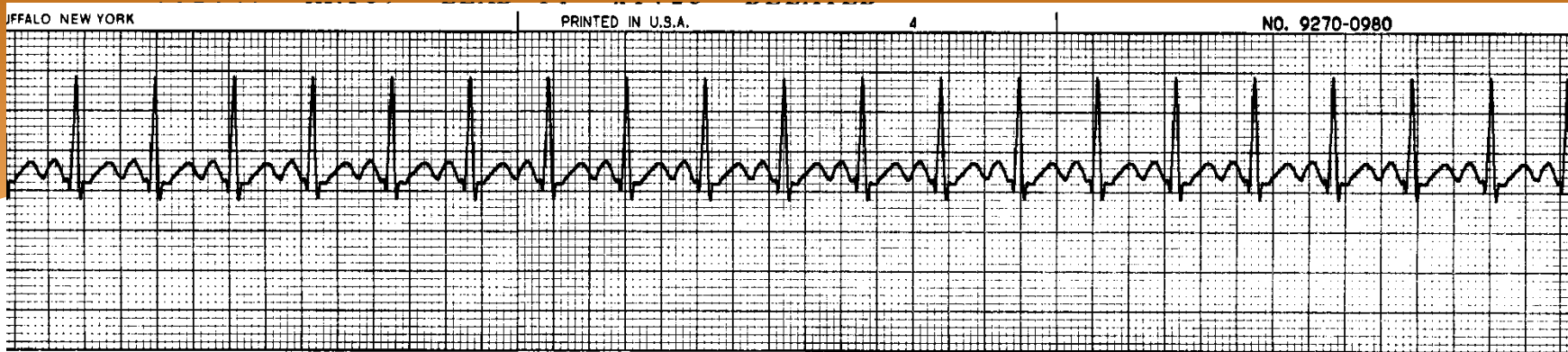
Ventricular Fibrillation

Asystole

PEA

Click on the correct answer

Number 3



NSR

Sinus Bradycardia

Sinus Tachycardia

Sinus Arrhythmia

SVT

PSVT

Junctional Rhythm

Sinus with PACs

Sinus with PJC

Sinus with PVCs

PVCs & Couplets

Sinus Arrest/Pause

Atrial Fibrillation

Atrial Flutter

1st Degree AV Blk

2nd Degree AV Blk II

3rd Degree AV Blk

Idioventricular Rhythm

Ventricular Tachycardia

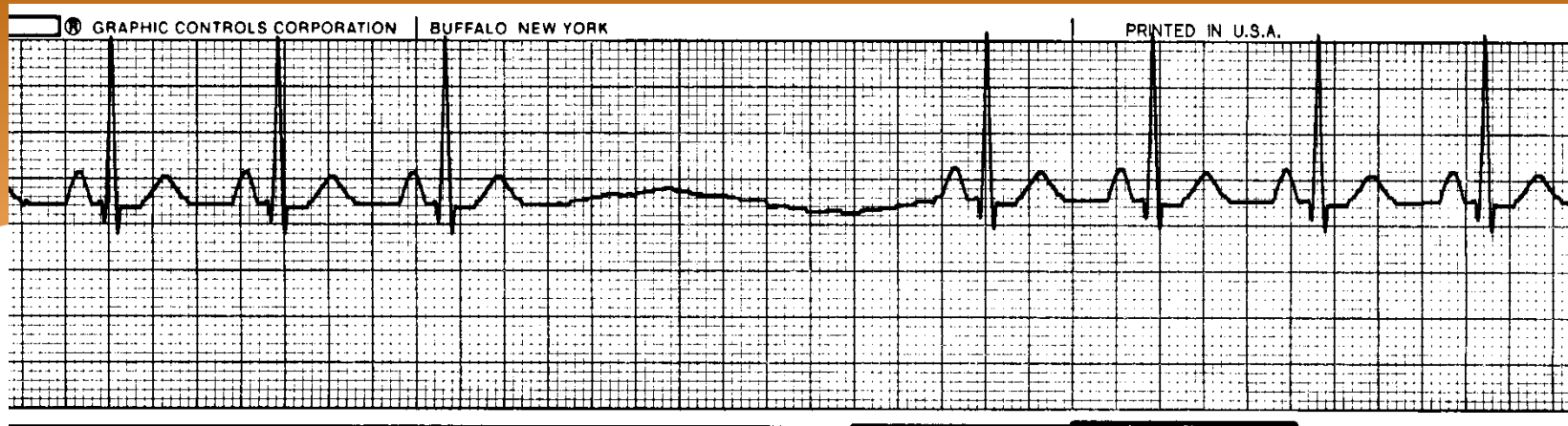
Ventricular Fibrillation

Asystole

PEA

Sometimes also referred to as atrial tachycardia since P waves are discernable

Number 4



NSR

Sinus Bradycardia

Sinus Tachycardia

Sinus Arrhythmia

SVT

PSVT

Junctional Rhythm

Sinus with PACs

Sinus with PJC

Sinus with PVCs

PVCs & Couplets

Sinus Arrest/Pause

Sinus Exit Block

Atrial Flutter

1st Degree AV Blk

2nd Degree AV Blk II

3rd Degree AV Blk

Idioventricular Rhythm

Ventricular Tachycardia

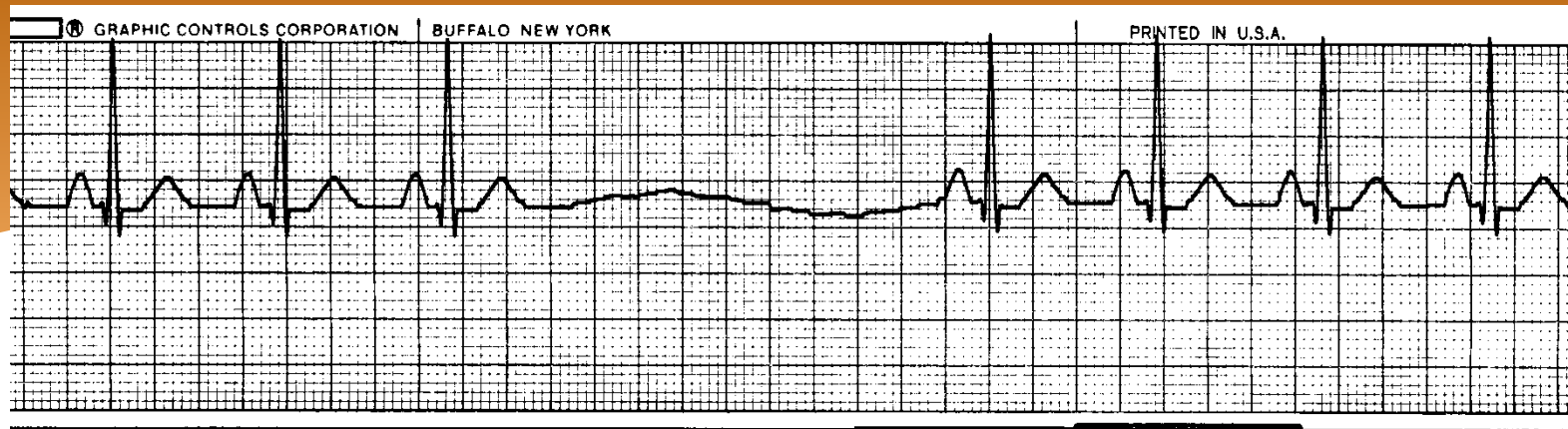
Ventricular Fibrillation

Asystole

PEA

Click on the correct answer

Number 4



NSR

Sinus Bradycardia

Sinus Tachycardia

Sinus Arrhythmia

SVT

PSVT

Junctional Rhythm

Sinus with PACs

Sinus with PJC

Sinus with PVCs

PVCs & Couplets

Sinus Arrest/Pause

Sinus Exit Block

Atrial Flutter

1st Degree AV Blk

2nd Degree AV Blk II

3rd Degree AV Blk

Idioventricular Rhythm

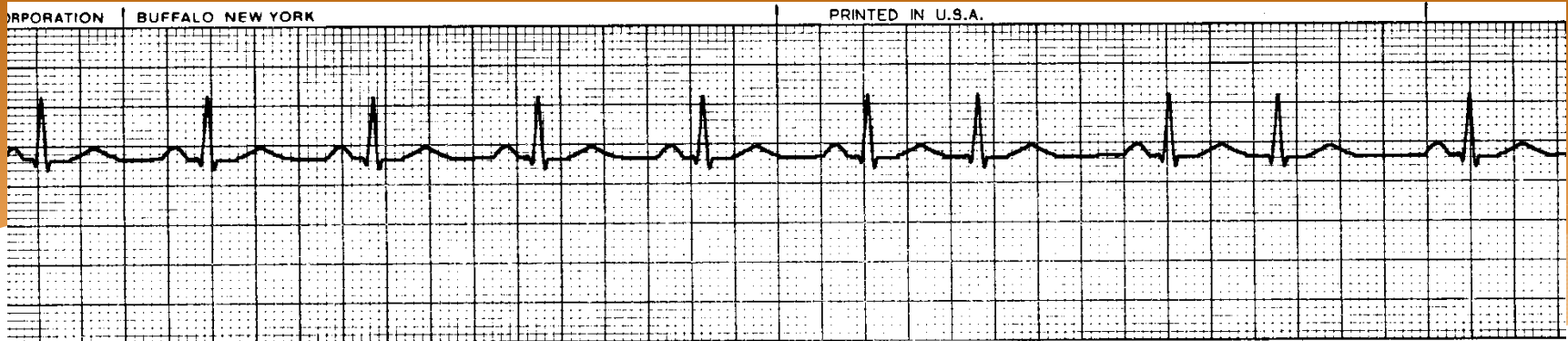
Ventricular Tachycardia

Ventricular Fibrillation

Asystole

PEA

Number 5



NSR

Sinus Bradycardia

Sinus Tachycardia

Sinus Arrhythmia

SVT

PSVT

Junctional Rhythm

Sinus with PACs

Sinus with PJC

Sinus with PVCs

PVCs & Couplets

Sinus Arrest/Pause

Atrial Fibrillation

Atrial Flutter

1st Degree AV Blk

2nd Degree AV Blk II

3rd Degree AV Blk

Idioventricular Rhythm

Ventricular Tachycardia

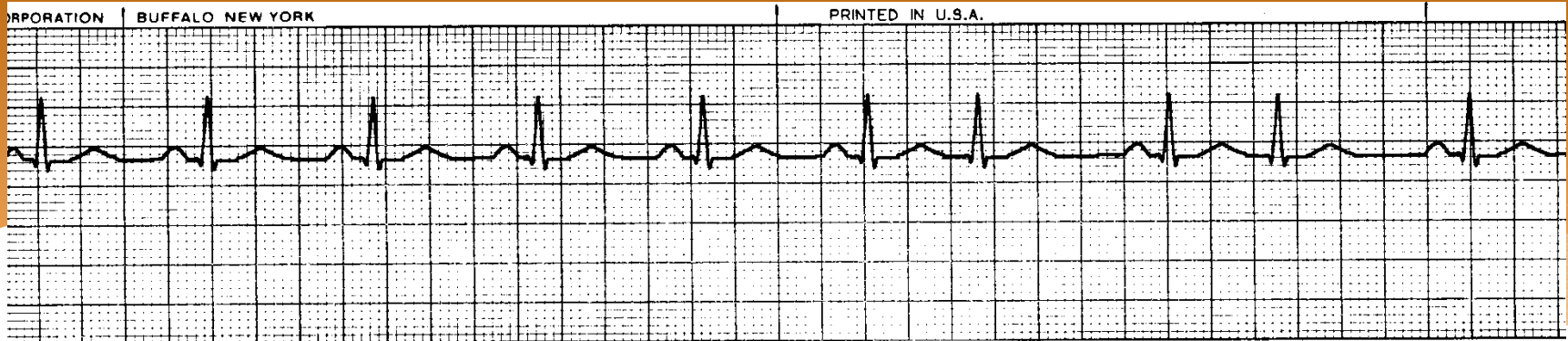
Ventricular Fibrillation

Asystole

PEA

*Click on the
correct answer*

Number 5



NSR

Sinus Bradycardia

Sinus Tachycardia

Sinus Arrhythmia

SVT

PSVT

Junctional Rhythm

Sinus with PACs

Sinus with PJs

Sinus with PVCs

PVCs & Couplets

Sinus Arrest/Pause

Atrial Fibrillation

Atrial Flutter

1st Degree AV Blk

2nd Degree AV Blk II

3rd Degree AV Blk

Idioventricular Rhythm

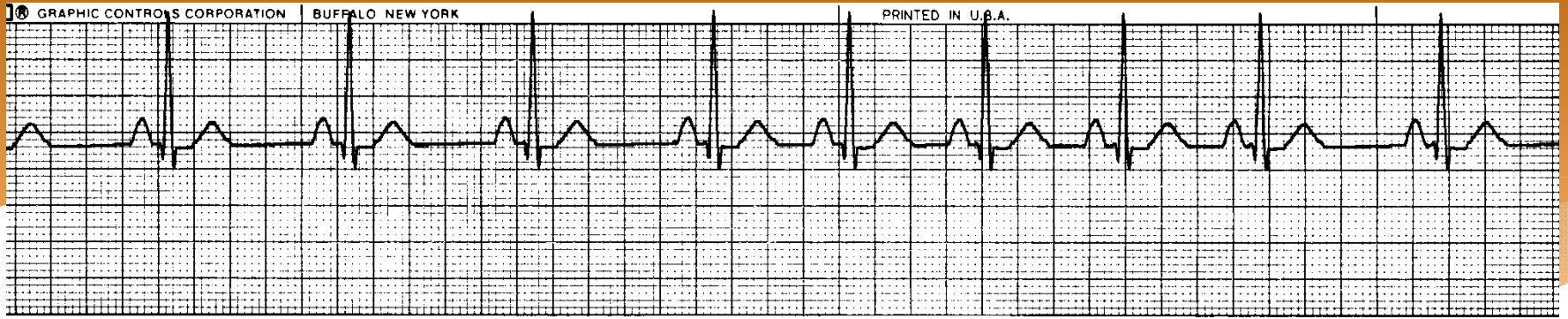
Ventricular Tachycardia

Ventricular Fibrillation

Asystole

PEA

Number 6



NSR

Sinus Bradycardia

Sinus Tachycardia

Sinus Arrhythmia

SVT

PSVT

Junctional Rhythm

Sinus with PACs

Sinus with PJC

Sinus with PVCs

PVCs & Couplets

Sinus Arrest/Pause

Atrial Fibrillation

Atrial Flutter

1st Degree AV Blk

2nd Degree AV Blk II

3rd Degree AV Blk

Idioventricular Rhythm

Ventricular Tachycardia

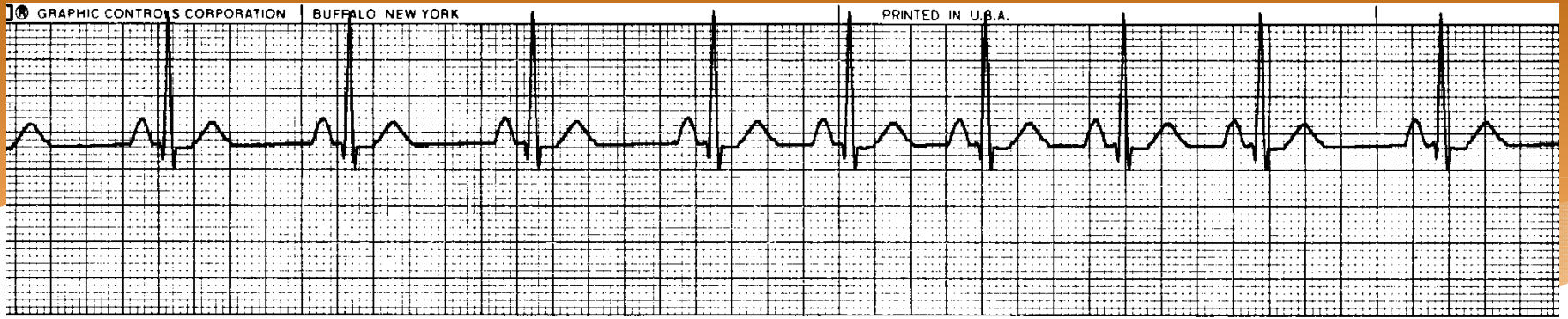
Ventricular Fibrillation

Asystole

PEA

Click on the correct answer

Number 6



NSR

Sinus Bradycardia

Sinus Tachycardia

Sinus Arrhythmia

SVT

PSVT

Junctional Rhythm

Sinus with PACs

Sinus with PJC

Sinus with PVCs

PVCs & Couplets

Sinus Arrest/Pause

Atrial Fibrillation

Atrial Flutter

1st Degree AV Blk

2nd Degree AV Blk II

3rd Degree AV Blk

Idioventricular Rhythm

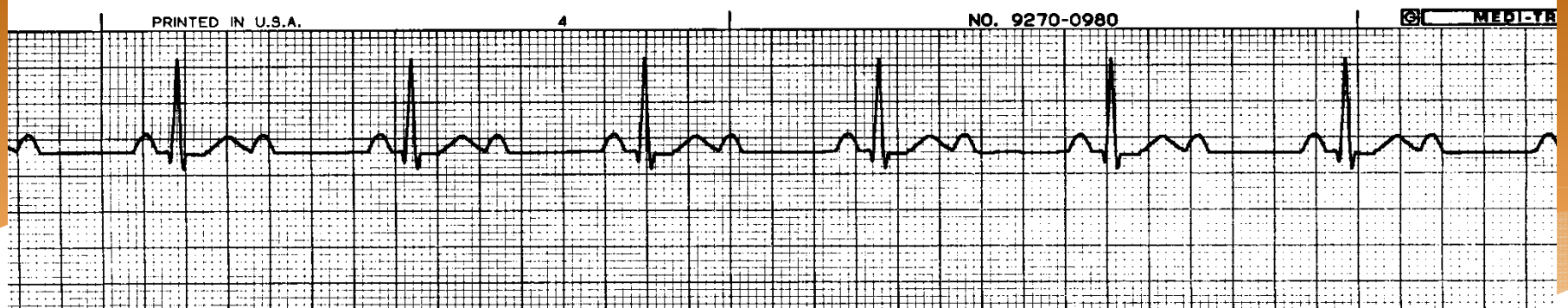
Ventricular Tachycardia

Ventricular Fibrillation

Asystole

PEA

Number 7



NSR

Sinus Bradycardia

Sinus Tachycardia

Sinus Arrhythmia

SVT

PSVT

Junctional Rhythm

Sinus with PACs

Sinus with PJC

Sinus with PVCs

PVCs & Couplets

Sinus Arrest/Pause

Atrial Fibrillation

Atrial Flutter

1st Degree AV Blk

2nd Degree AV Blk II

3rd Degree AV Blk

Idioventricular Rhythm

Ventricular Tachycardia

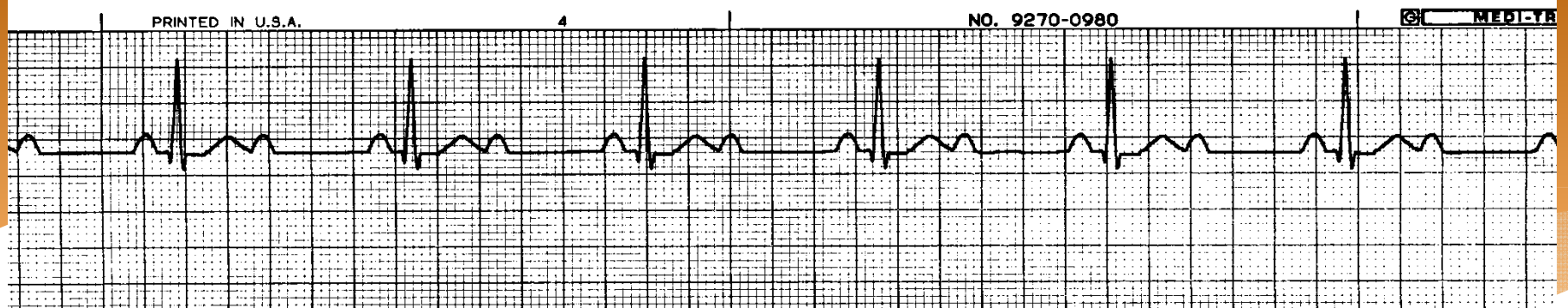
Ventricular Fibrillation

Asystole

PEA

Click on the correct answer

Number 7



NSR

Sinus Bradycardia

Sinus Tachycardia

Sinus Arrhythmia

SVT

PSVT

Junctional Rhythm

Sinus with PACs

Sinus with PJC

Sinus with PVCs

PVCs & Couplets

Sinus Arrest/Pause

Atrial Fibrillation

Atrial Flutter

1st Degree AV Blk

2nd Degree AV Blk II

3rd Degree AV Blk

Idioventricular Rhythm

Ventricular Tachycardia

Ventricular Fibrillation

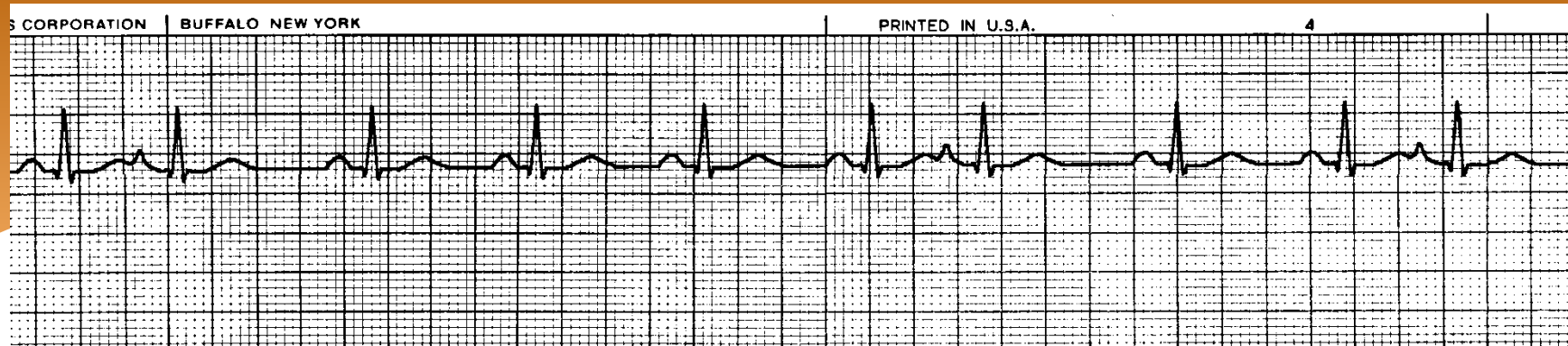
Asystole

PEA

*May be referred to as
“atrial tachycardia with
block” as the P waves are
tachycardic*

*Sometimes seen in digoxin
toxicity*

Number 8



NSR

Sinus Bradycardia

Sinus Tachycardia

Sinus Arrhythmia

SVT

PSVT

Junctional Rhythm

Sinus with PACs

Sinus with PJC

Sinus with PVCs

PVCs & Couplets

Sinus Arrest/Pause

Atrial Fibrillation

Atrial Flutter

1st Degree AV Blk

2nd Degree AV Blk II

3rd Degree AV Blk

Idioventricular Rhythm

Ventricular Tachycardia

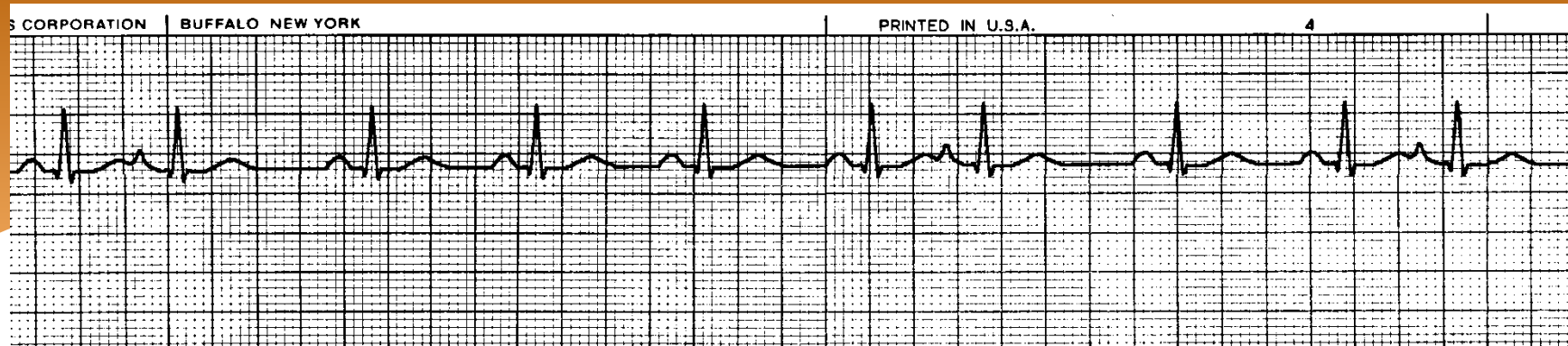
Ventricular Fibrillation

Asystole

PEA

*Click on the
correct answer*

Number 8



NSR

Sinus Bradycardia

Sinus Tachycardia

Sinus Arrhythmia

SVT

PSVT

Junctional Rhythm

Sinus with PACs

Sinus with PJC

Sinus with PVCs

PVCs & Couplets

Sinus Arrest/Pause

Atrial Fibrillation

Atrial Flutter

1st Degree AV Blk

2nd Degree AV Blk II

3rd Degree AV Blk

Idioventricular Rhythm

Ventricular Tachycardia

Ventricular Fibrillation

Asystole

PEA

Number 9



NSR

Sinus Bradycardia

Sinus Tachycardia

Sinus Arrhythmia

SVT

PSVT

Junctional Rhythm

Sinus with PACs

Sinus with PJC

Sinus with PVCs

PVCs & Couplets

Sinus Arrest/Pause

Atrial Fibrillation

Atrial Flutter

1st Degree AV Blk

2nd Degree AV Blk II

3rd Degree AV Blk

Idioventricular Rhythm

Ventricular Tachycardia

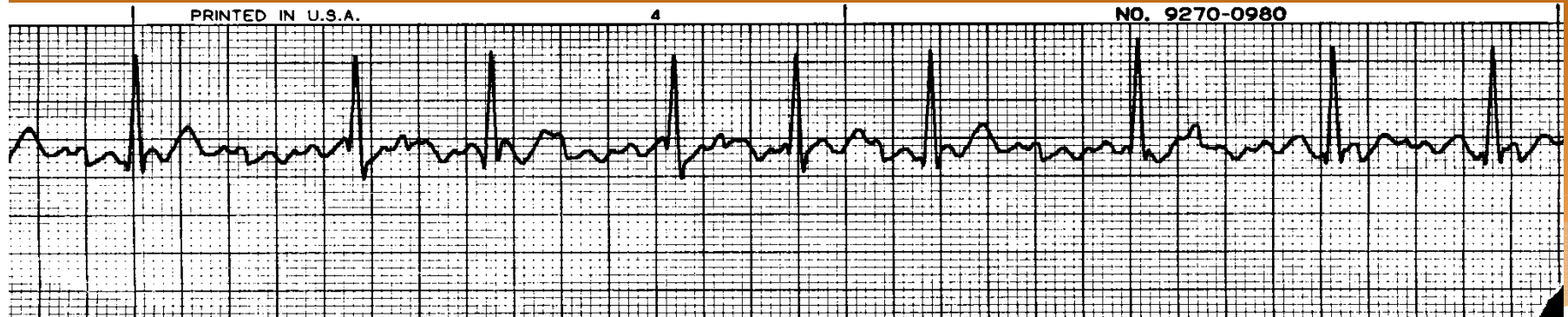
Ventricular Fibrillation

Asystole

PEA

*Click on the
correct answer*

Number 9



NSR

Sinus Bradycardia

Sinus Tachycardia

Sinus Arrhythmia

SVT

PSVT

Junctional Rhythm

Sinus with PACs

Sinus with PJC

Sinus with PVCs

PVCs & Couplets

Sinus Arrest/Pause

Atrial Fibrillation

Atrial Flutter

1st Degree AV Blk

2nd Degree AV Blk II

3rd Degree AV Blk

Idioventricular Rhythm

Ventricular Tachycardia

Ventricular Fibrillation

Asystole

PEA

Number 10



NSR

Sinus Bradycardia

Sinus Tachycardia

Sinus Arrhythmia

SVT

PSVT

Junctional Rhythm

Sinus with PACs

Sinus with PJC

Sinus with PVCs

PVCs & Couplets

Sinus Arrest/Pause

Atrial Fibrillation

Atrial Flutter

1st Degree AV Blk

2nd Degree AV Blk II

3rd Degree AV Blk

Idioventricular Rhythm

Ventricular Tachycardia

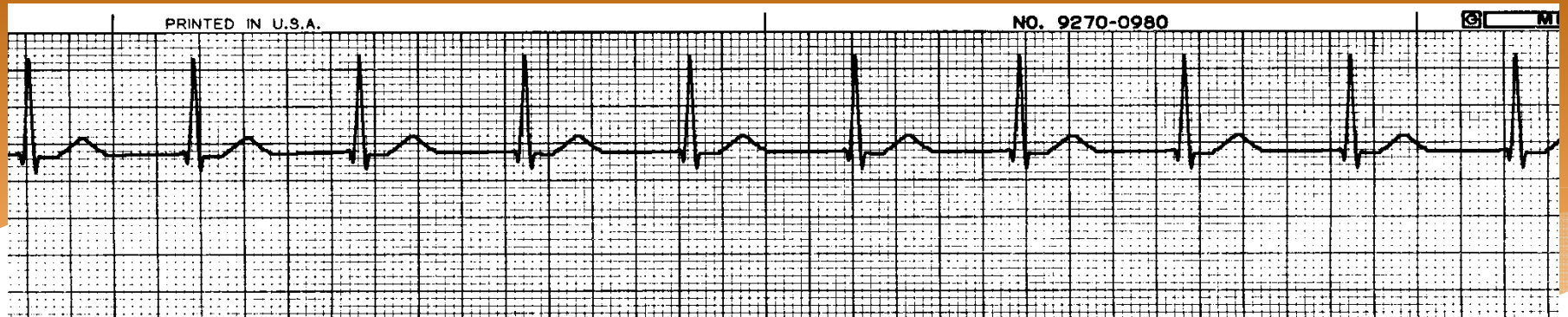
Ventricular Fibrillation

Asystole

PEA

Click on the correct answer

Number 10



NSR

Sinus Bradycardia

Sinus Tachycardia

Sinus Arrhythmia

SVT

PSVT

Junctional Rhythm

Sinus with PACs

Sinus with PJC

Sinus with PVCs

PVCs & Couplets

Sinus Arrest/Pause

Atrial Fibrillation

Atrial Flutter

1st Degree AV Blk

2nd Degree AV Blk II

3rd Degree AV Blk

Idioventricular Rhythm

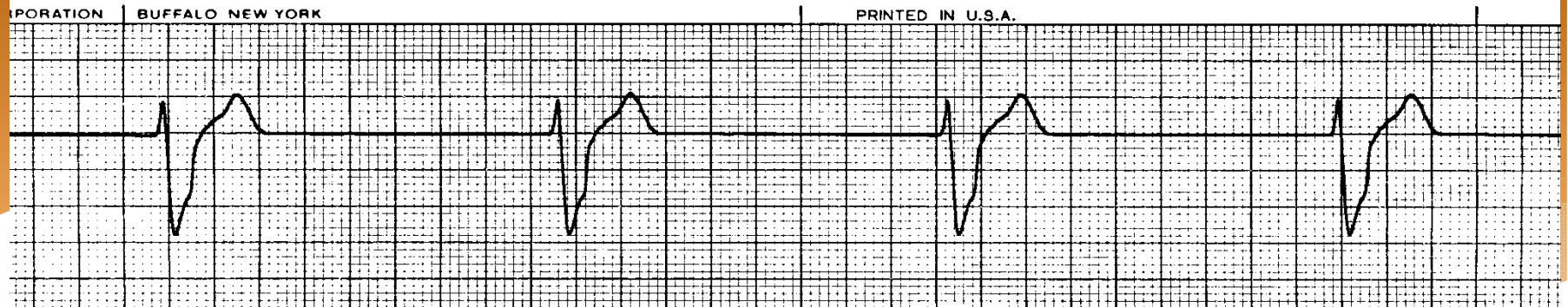
Ventricular Tachycardia

Ventricular Fibrillation

Asystole

PEA

Number 11



NSR

Sinus Bradycardia

Sinus Tachycardia

Sinus Arrhythmia

SVT

PSVT

Junctional Rhythm

Sinus with PACs

Sinus with PJC

Sinus with PVCs

PVCs & Couplets

Sinus Arrest/Pause

Atrial Fibrillation

Atrial Flutter

1st Degree AV Blk

2nd Degree AV Blk II

3rd Degree AV Blk

Idioventricular Rhythm

Ventricular Tachycardia

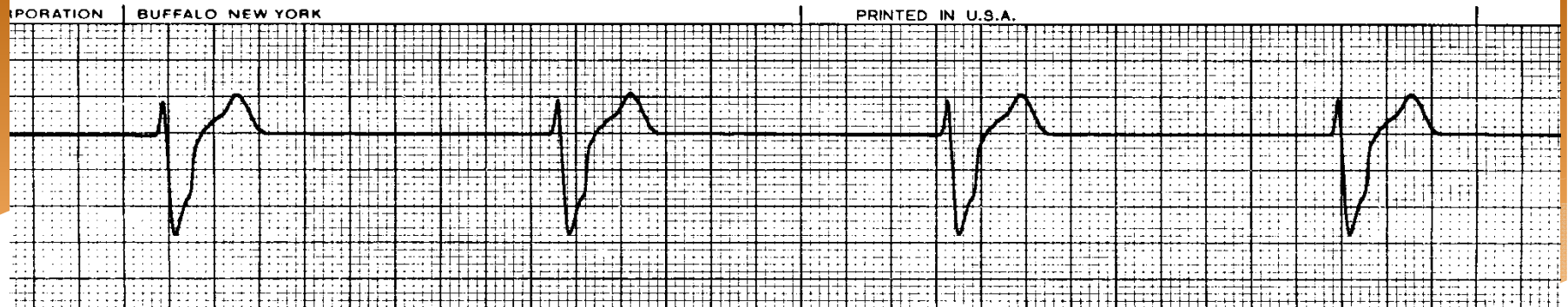
Ventricular Fibrillation

Asystole

PEA

*Click on the
correct answer*

Number 11



NSR

Sinus Bradycardia

Sinus Tachycardia

Sinus Arrhythmia

SVT

PSVT

Junctional Rhythm

Sinus with PACs

Sinus with PJC

Sinus with PVCs

PVCs & Couplets

Sinus Arrest/Pause

Atrial Fibrillation

Atrial Flutter

1st Degree AV Blk

2nd Degree AV Blk II

3rd Degree AV Blk

Idioventricular Rhythm

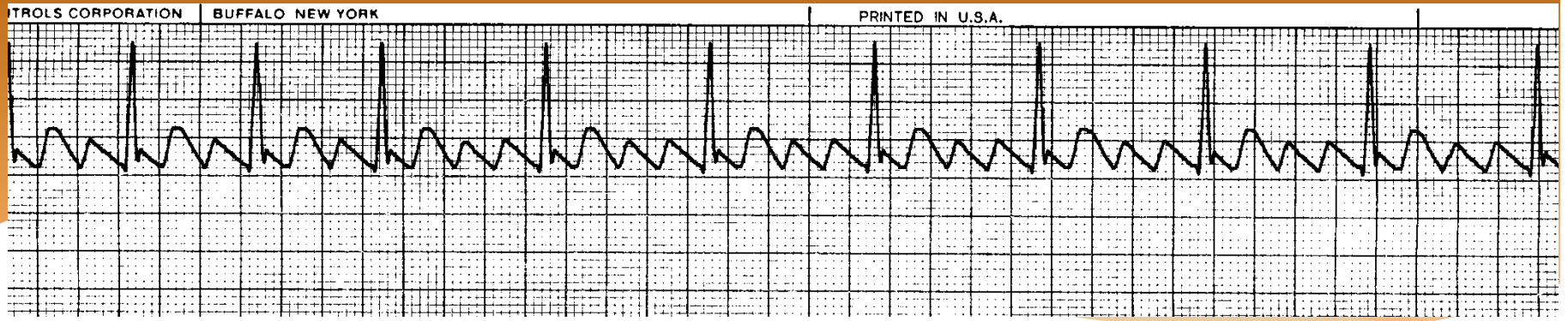
Ventricular Tachycardia

Ventricular Fibrillation

Asystole

PEA

Number 12



NSR

Sinus Bradycardia

Sinus Tachycardia

Sinus Arrhythmia

SVT

PSVT

Junctional Rhythm

Sinus with PACs

Sinus with PJC

Sinus with PVCs

PVCs & Couplets

Sinus Arrest/Pause

Atrial Fibrillation

Atrial Flutter

1st Degree AV Blk

2nd Degree AV Blk II

3rd Degree AV Blk

Idioventricular Rhythm

Ventricular Tachycardia

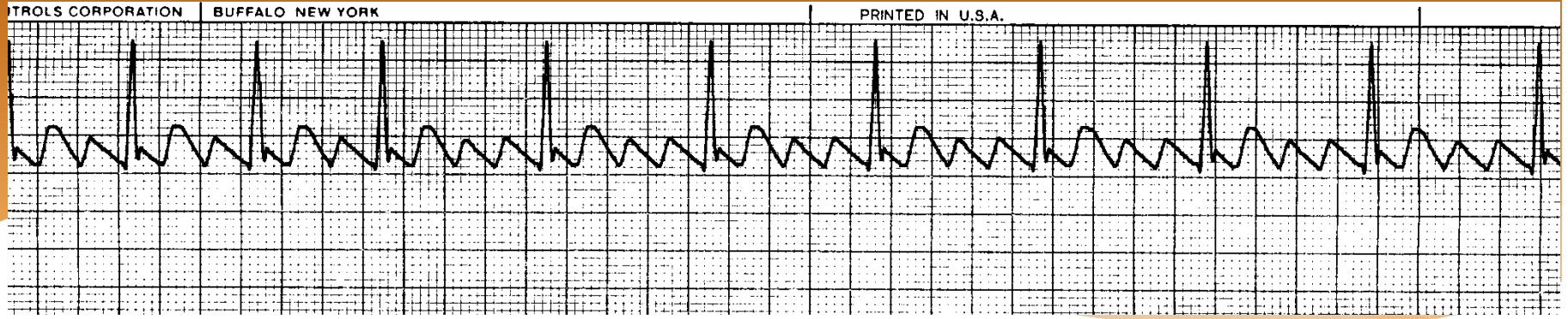
Ventricular Fibrillation

Asystole

PEA

*Click on the
correct answer*

Number 12



NSR

Sinus Bradycardia

Sinus Tachycardia

Sinus Arrhythmia

SVT

PSVT

Junctional Rhythm

Sinus with PACs

Sinus with PJC

Sinus with PVCs

PVCs & Couplets

Sinus Arrest/Pause

Atrial Fibrillation

Atrial Flutter

1st Degree AV Blk

2nd Degree AV Blk II

3rd Degree AV Blk

Idioventricular Rhythm

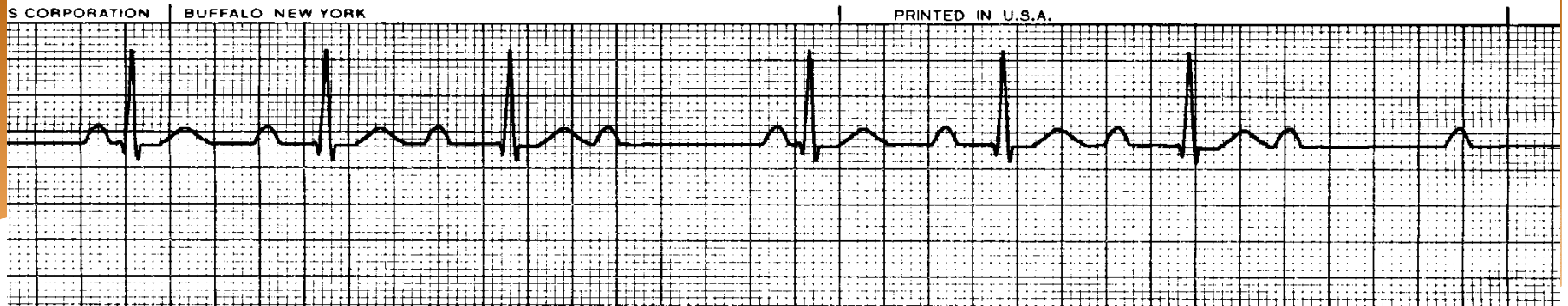
Ventricular Tachycardia

Ventricular Fibrillation

Asystole

PEA

Number 14



NSR

Sinus Bradycardia

Sinus Tachycardia

Sinus Arrhythmia

SVT

PSVT

Junctional Rhythm

Sinus with PACs

Sinus with PJC

Sinus with PVCs

PVCs & Couplets

Sinus Arrest/Pause

Atrial Fibrillation

Atrial Flutter

1st Degree AV Blk

2nd Degree AV Blk I

2nd Degree AV Blk II

3rd Degree AV Blk

Ventricular Tachycardia

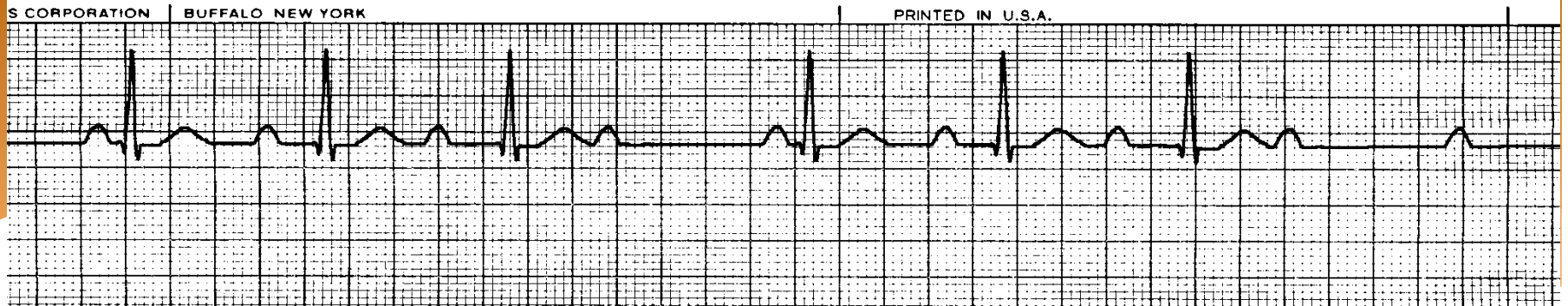
Ventricular Fibrillation

Asystole

PEA

*Click on the
correct answer*

Number 14



NSR

Sinus Bradycardia

Sinus Tachycardia

Sinus Arrhythmia

SVT

PSVT

Junctional Rhythm

Sinus with PACs

Sinus with PJC

Sinus with PVCs

PVCs & Couplets

Sinus Arrest/Pause

Atrial Fibrillation

Atrial Flutter

1st Degree AV Blk

2nd Degree AV Blk I

2nd Degree AV Blk II

3rd Degree AV Blk

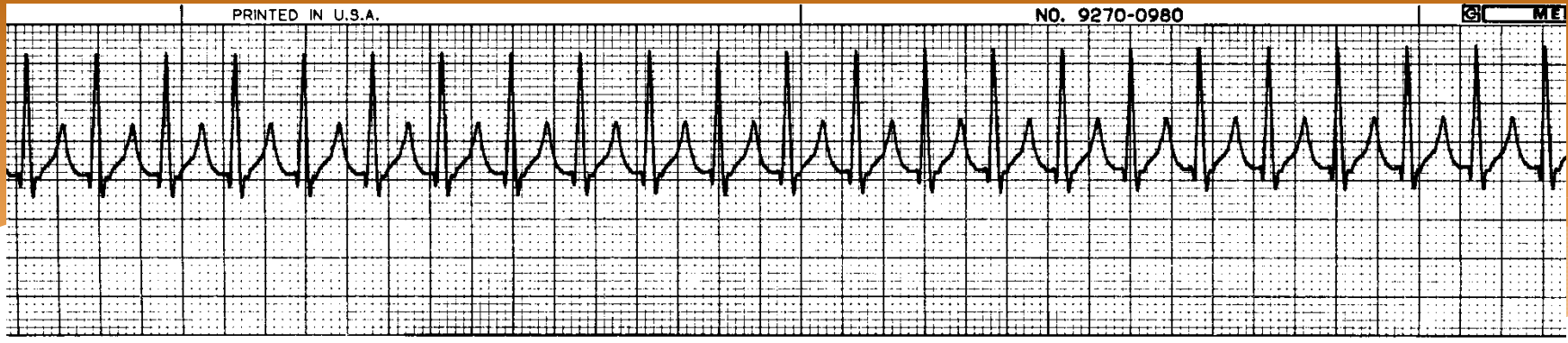
Ventricular Tachycardia

Ventricular Fibrillation

Asystole

PEA

Number 15



NSR

Sinus Bradycardia

Sinus Tachycardia

Sinus Arrhythmia

SVT

PSVT

Junctional Rhythm

Sinus with PACs

Sinus with PJC

Sinus with PVCs

PVCs & Couplets

Sinus Arrest/Pause

Atrial Fibrillation

Atrial Flutter

1st Degree AV Blk

2nd Degree AV Blk II

3rd Degree AV Blk

Idioventricular Rhythm

Ventricular Tachycardia

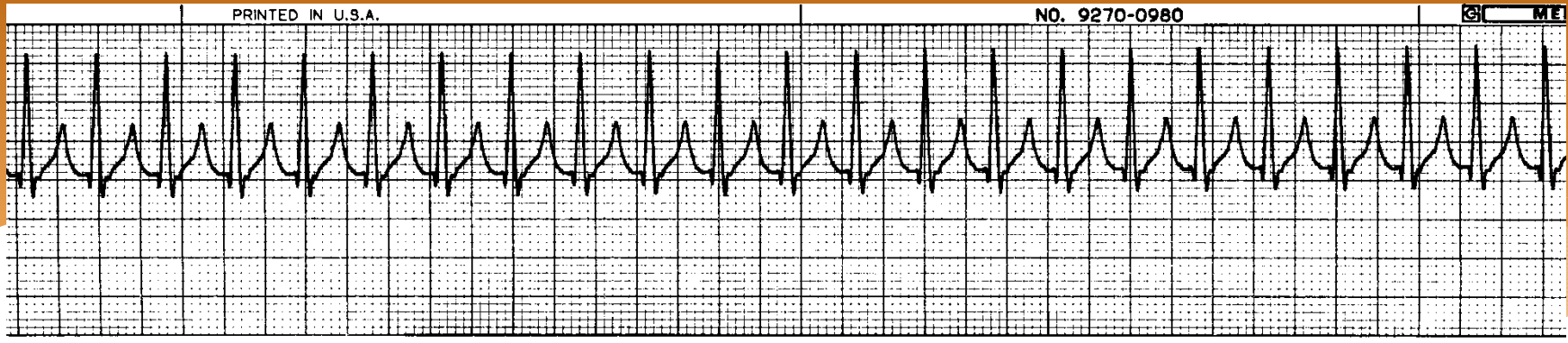
Ventricular Fibrillation

Asystole

PEA

*Click on the
correct answer*

Number 15



NSR

Sinus Bradycardia

Sinus Tachycardia

Sinus Arrhythmia

SVT

PSVT

Junctional Rhythm

Sinus with PACs

Sinus with PJC

Sinus with PVCs

PVCs & Couplets

Sinus Arrest/Pause

Atrial Fibrillation

Atrial Flutter

1st Degree AV Blk

2nd Degree AV Blk II

3rd Degree AV Blk

Idioventricular Rhythm

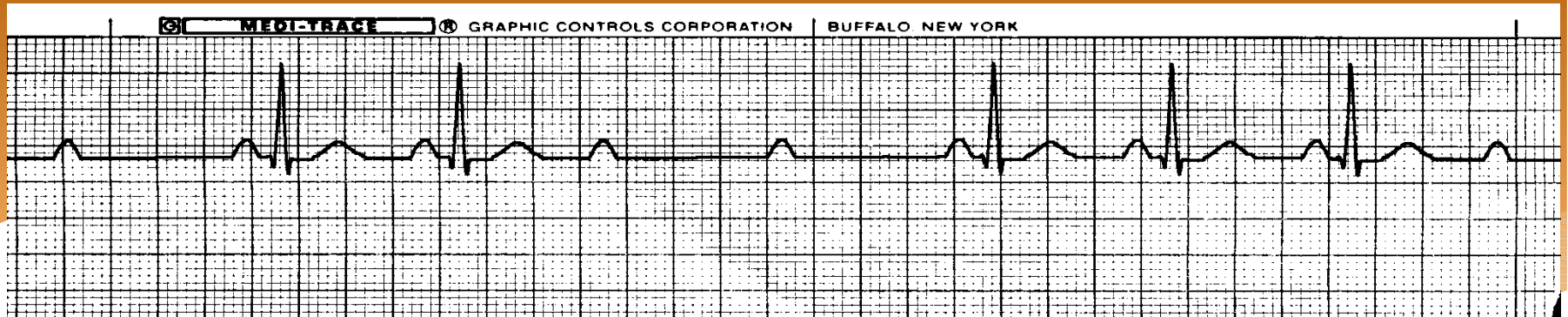
Ventricular Tachycardia

Ventricular Fibrillation

Asystole

PEA

Number 16



NSR

Sinus Bradycardia

Sinus Tachycardia

Sinus Arrhythmia

SVT

PSVT

Junctional Rhythm

Sinus with PACs

Sinus with PJC

Sinus with PVCs

PVCs & Couplets

Sinus Arrest/Pause

Atrial Fibrillation

Atrial Flutter

1st Degree AV Blk

2nd Degree AV Blk II

3rd Degree AV Blk

Idioventricular Rhythm

Ventricular Tachycardia

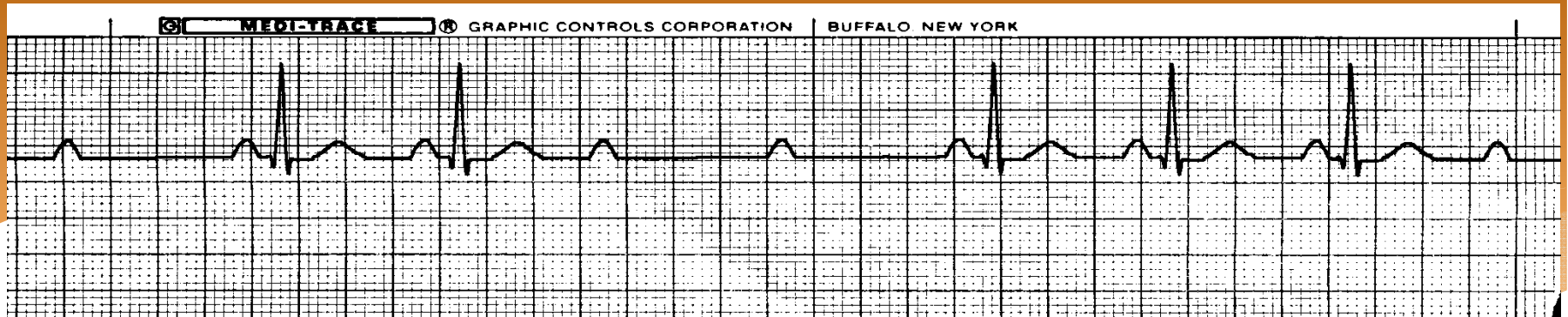
Ventricular Fibrillation

Asystole

PEA

Click on the correct answer

Number 16



NSR

Sinus Bradycardia

Sinus Tachycardia

Sinus Arrhythmia

SVT

PSVT

Junctional Rhythm

Sinus with PACs

Sinus with PJC

Sinus with PVCs

PVCs & Couplets

Sinus Arrest/Pause

Atrial Fibrillation

Atrial Flutter

1st Degree AV Blk

2nd Degree AV Blk II

3rd Degree AV Blk

Idioventricular Rhythm

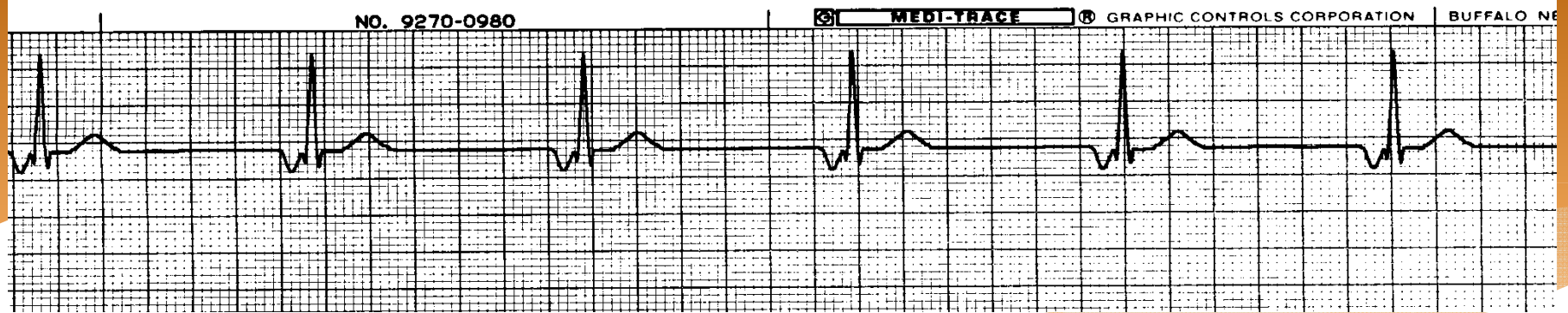
Ventricular Tachycardia

Ventricular Fibrillation

Asystole

PEA

Number 17



NSR

Sinus Bradycardia

Sinus Tachycardia

Sinus Arrhythmia

SVT

PSVT

Junctional Rhythm

Sinus with PACs

Sinus with PJC

Sinus with PVCs

PVCs & Couplets

Sinus Arrest/Pause

Atrial Fibrillation

Atrial Flutter

1st Degree AV Blk

2nd Degree AV Blk II

3rd Degree AV Blk

Idioventricular Rhythm

Ventricular Tachycardia

Ventricular Fibrillation

Asystole

PEA

Click on the correct answer

Number 17



NSR

Sinus Bradycardia

Sinus Tachycardia

Sinus Arrhythmia

SVT

PSVT

Junctional Rhythm

Sinus with PACs

Sinus with PJC

Sinus with PVCs

PVCs & Couplets

Sinus Arrest/Pause

Atrial Fibrillation

Atrial Flutter

1st Degree AV Blk

2nd Degree AV Blk II

3rd Degree AV Blk

Idioventricular Rhythm

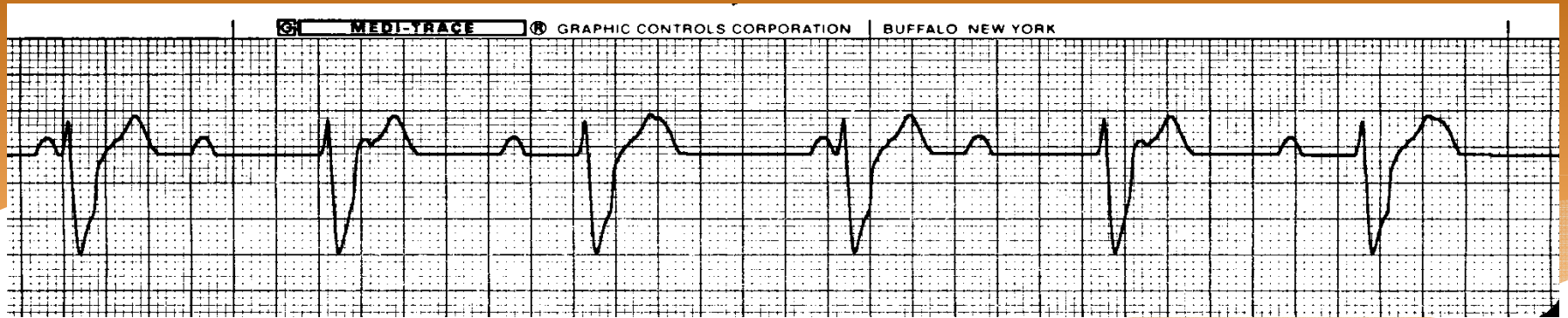
Ventricular Tachycardia

Ventricular Fibrillation

Asystole

PEA

Number 18



NSR

Sinus Bradycardia

Sinus Tachycardia

Sinus Arrhythmia

SVT

PSVT

Junctional Rhythm

Sinus with PACs

Sinus with PJC

Sinus with PVCs

PVCs & Couplets

Sinus Arrest/Pause

Atrial Fibrillation

Atrial Flutter

1st Degree AV Blk

2nd Degree AV Blk II

3rd Degree AV Blk

Idioventricular Rhythm

Ventricular Tachycardia

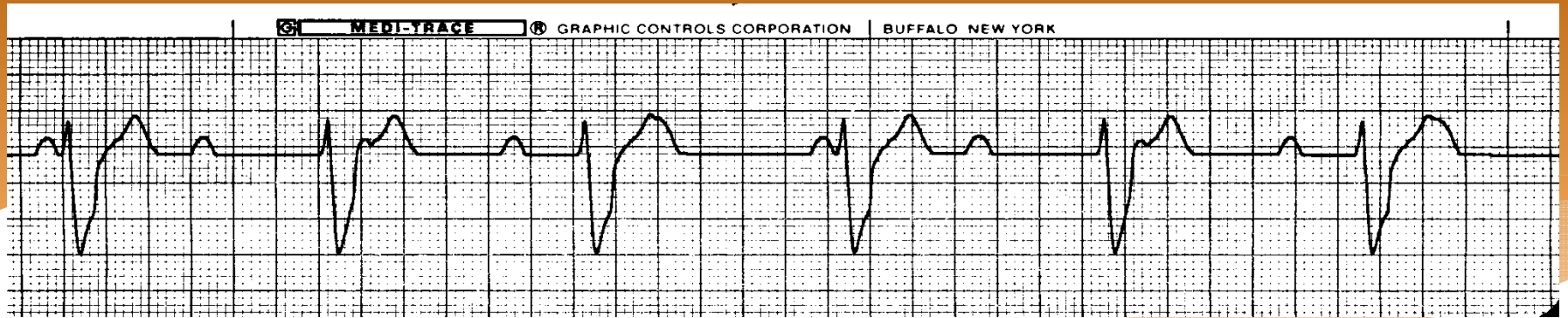
Ventricular Fibrillation

Asystole

PEA

*Click on the
correct answer*

Number 18



NSR

Sinus Bradycardia

Sinus Tachycardia

Sinus Arrhythmia

SVT

PSVT

Junctional Rhythm

Sinus with PACs

Sinus with PJC

Sinus with PVCs

PVCs & Couplets

Sinus Arrest/Pause

Atrial Fibrillation

Atrial Flutter

1st Degree AV Blk

2nd Degree AV Blk II

3rd Degree AV Blk

Idioventricular Rhythm

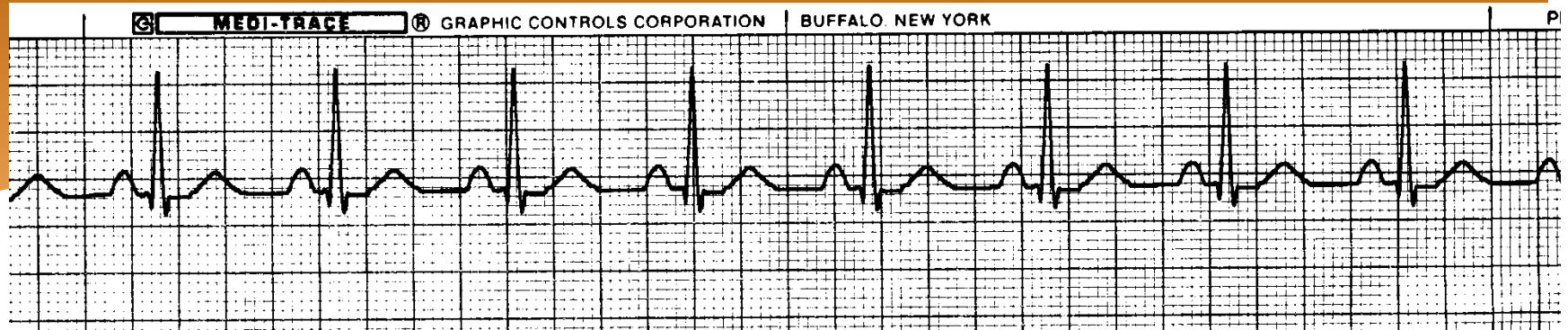
Ventricular Tachycardia

Ventricular Fibrillation

Asystole

PEA

Number 19



NSR

Sinus Bradycardia

Sinus Tachycardia

Sinus Arrhythmia

SVT

PSVT

Junctional Rhythm

Sinus with PACs

Sinus with PJC

Sinus with PVCs

PVCs & Couplets

Sinus Arrest/Pause

Atrial Fibrillation

Atrial Flutter

1st Degree AV Blk

2nd Degree AV Blk II

3rd Degree AV Blk

Idioventricular Rhythm

Ventricular Tachycardia

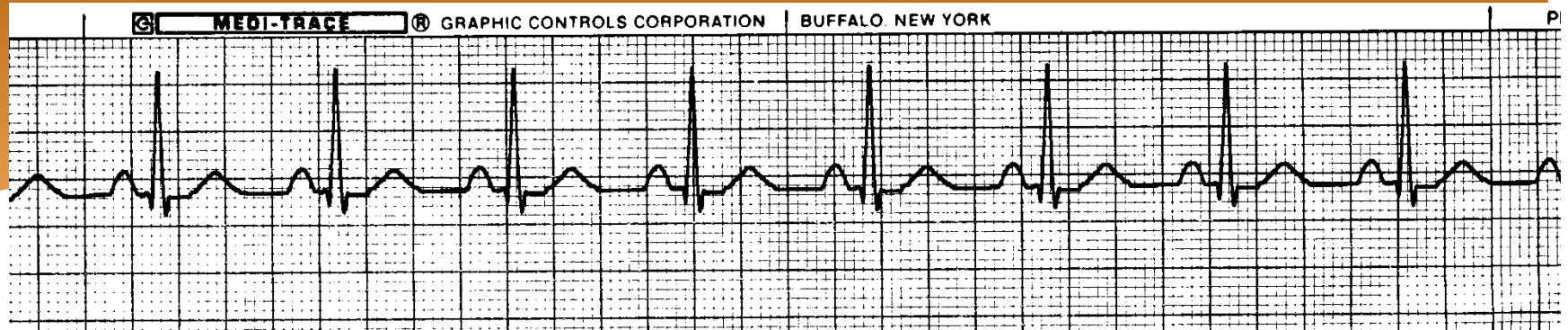
Ventricular Fibrillation

Asystole

PEA

*Click on the
correct answer*

Number 19



NSR

Sinus Bradycardia

Sinus Tachycardia

Sinus Arrhythmia

SVT

PSVT

Junctional Rhythm

Sinus with PACs

Sinus with PJC

Sinus with PVCs

PVCs & Couplets

Sinus Arrest/Pause

Atrial Fibrillation

Atrial Flutter

1st Degree AV Blk

2nd Degree AV Blk II

3rd Degree AV Blk

Idioventricular Rhythm

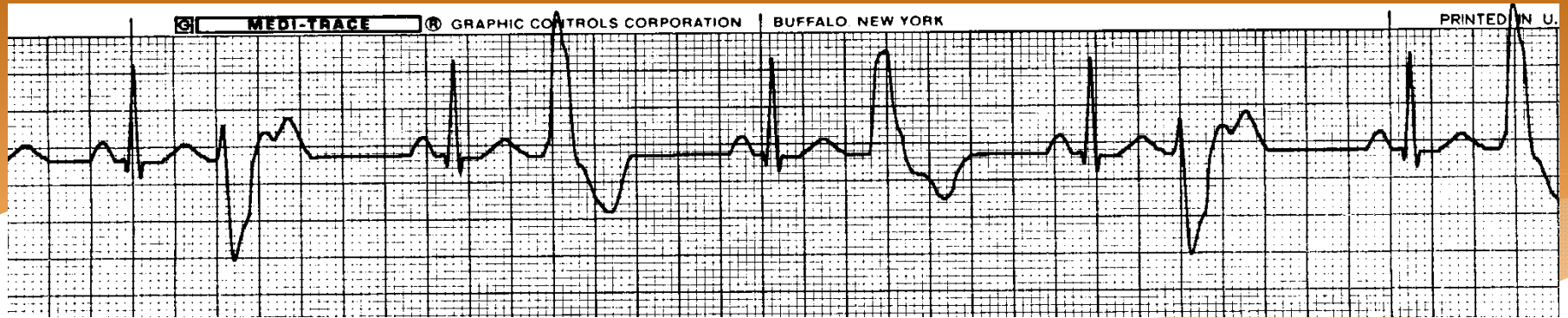
Ventricular Tachycardia

Ventricular Fibrillation

Asystole

PEA

Number 20



NSR

Sinus Bradycardia

Sinus Tachycardia

Sinus Arrhythmia

SVT

PSVT

Junctional Rhythm

Sinus with PACs

Sinus with PJC

Sinus with PVCs

PVCs & Couplets

Sinus Arrest/Pause

Atrial Fibrillation

Atrial Flutter

1st Degree AV Blk

2nd Degree AV Blk II

3rd Degree AV Blk

Idioventricular Rhythm

Ventricular Tachycardia

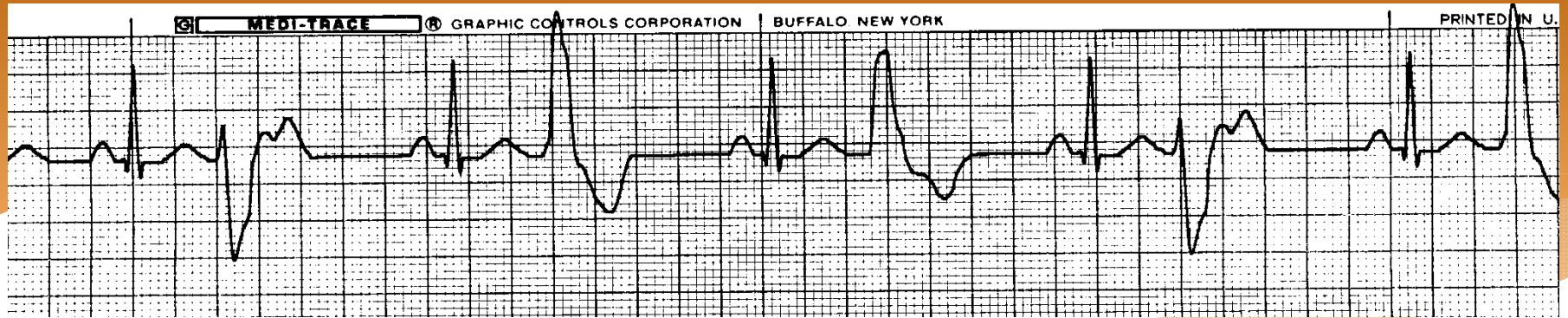
Ventricular Fibrillation

Asystole

PEA

Click on the correct answer

Number 20



NSR

Sinus Bradycardia

Sinus Tachycardia

Sinus Arrhythmia

SVT

PSVT

Junctional Rhythm

Sinus with PACs

Sinus with PJC

Sinus with PVCs

PVCs & Couplets

Sinus Arrest/Pause

Atrial Fibrillation

Atrial Flutter

1st Degree AV Blk

2nd Degree AV Blk II

3rd Degree AV Blk

Idioventricular Rhythm

Ventricular Tachycardia

Ventricular Fibrillation

Asystole

PEA

Yes, these are multiform PVCs.

Well Done!

Ontario Base Hospital Group
Self-directed Education Program

SORRY,
THAT'S NOT THE CORRECT ANSWER

